



RED ROSE

SENIOR SECONDARY SCHOOL

Scan to visit our website



www.redroseschool.ac.in

SUMMER

Holiday



HOMEWORK

CLASS
II



English | Hindi | Maths | E.V.S | Computer | G.K | Art

ENGLISH

1. Practice reading one page everyday.
2. Do page no. 30 in the English textbook.
3. Do the given worksheet in the English Grammar notebook.

Grammar Worksheet – Conjunctions

Fill in the blanks with 'and', 'but' or 'or'.

1. Is this pen yours _____ mine?
2. The dog took the bone _____ buried it.
3. He likes the red bag _____ not the blue one.
4. Mark sat on the sofa _____ slept off.
5. Do you like milk _____ tea?

Q. Read the sentences carefully and circle the action verbs.

1. Tim is throwing the ball.
2. They bought a new car.
3. The cat ran across the road.
4. She slept all night.
5. Ron painted the house blue.

Activity: Paste 5 pictures of action words and make sentences of each in the scrapbook.

HINDI

1. "□□□□ □□□□□□" □□□□ □□□□□ □□□□□ □
2. □□□□□□□□ □□ □□□□□ □□□□□ □□□□ □□ □□□□ □□
□□□□□□ □□□□□ □
3. □□□□□ □□□□□□ □□ □□□□ □□□□ □□□ □□□□□□□□ □□□□□ □□□
□□□□□
4. Do the given worksheet in the Hindi Grammar notebook.

(□) □□□□□□□□□□ □□□□□□ □□ □□□□□ □□□□ □□□□□-

(□□□□, □□□□, □□□, □□□□, □□□□, □□□□, □□□□□□)

1. □□□ □□ □□□ _____ □□□□ □□□

2. □□□ □□ □□□ _____ □□□□ □□ □
3. □□□□□ □□ □□□ _____ □□□□ □□ □
4. □□□□□ □□ □□□ _____ □□□□ □□ □
5. □□□□□□□□ □□ □□□ □□ □□□ _____ □□□□ □□ □
6. □□□□□□ □□ □□□ _____ □□□□ □□ □
7. □□□ □□□ □□□□□ □□ □□□ □□□□ □□ □
8. □□□□□ □□ □□□ _____ □□□□ □□□

(□) □□□□□ □□□□□ □□□□□ -

1. □□□□ _____ □□□ □□□□ □□ □
2. □□□□ □□□ _____ □□□□□□ □□ □
3. _____ □□□□□ □□□□□□□□□ □□ □
4. □□□ □□□ _____ □□□□ □□□ □
5. □□□ □□□□ □□□□ □□□□ □□ _____ □□□□ □□□□□□
6. □□□□ □□ _____ □□□□□

Activity: □□□□□□ □□ □□□□ □□□□ □□□□□□ □ (In the scrap book)

MATHEMATICS

1. Learn tables from 2 to 6.
2. Do the given worksheet in the Maths notebook.

Q.1. Arrange the following numbers in ascending order.

1. 457, 875, 149 _____, _____, _____
2. 345, 632, 346 _____, _____, _____
3. 134, 954, 690 _____, _____, _____
4. 493, 793, 293, _____, _____, _____

1. 342, 765, 345 _____, _____, _____

2. 145, 567, 765 _____, _____, _____

3. 234, 765, 654 _____, _____, _____

4. 409, 309, 709 _____, _____, _____

35, 78, 65, 64

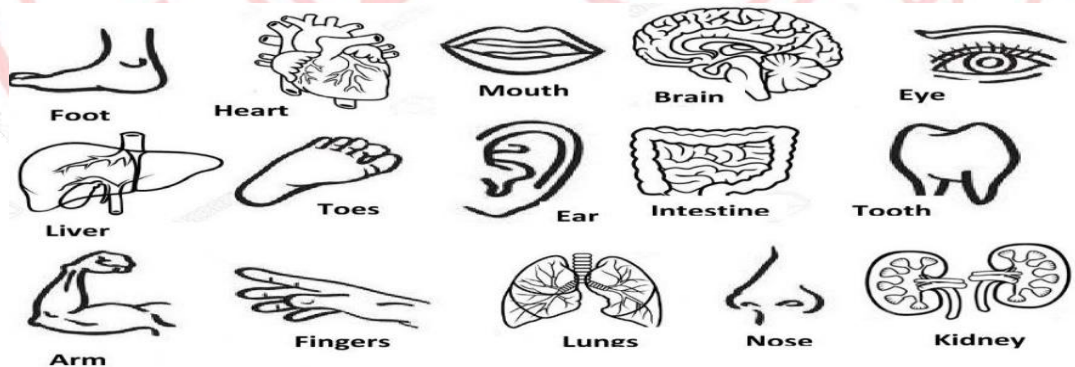
234, 765, 654, 876

125, 987, 890, 809

E.V.S.

1. Do the experiential learning and learn the values given on page no. 35.

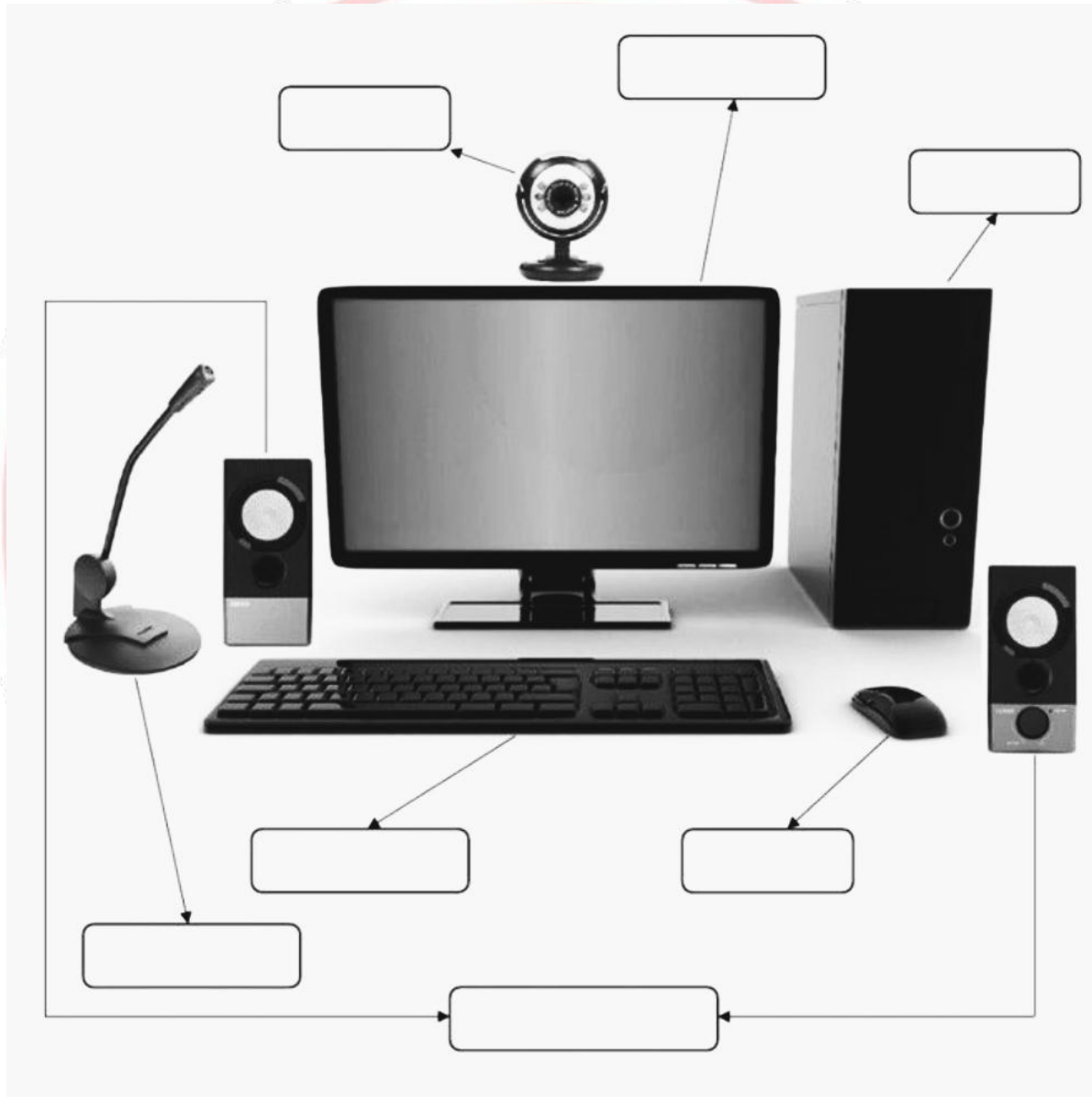
2. Look at the given pictures and write whether they are part of an internal organ or an external organ.

[illegible]

- Activity:** 1. Make a first-aid box and paste what contents are in it in the scrapbook.
2. Draw a family tree in scrapbook and paste the photograph of your family members.

COMPUTER

1. Learn computer lab etiquettes given on page no. 26.
2. Take a printout of this picture and write the parts of a computer and paste it in the Computer notebook.



- Activity:** Paste the pictures of parts of computer and write two lines about each part.


GENERAL KNOWLEDGE

1. Plant a sapling during your summer vacation. Take a photograph with the plant and paste it in the scrapbook.

2. Paste 5 pictures of famous monuments of the world in the scrapbook and write where they are located.
3. Learn how to say hello in at least five languages.

ART AND CRAFT

1. Do page nos. 29, 31 and 37 in the Art book.
2. Colour these pictures





HELLO SUMMER

